



**SOLUTION CLASSIC 1.000 - 3.000 CM**

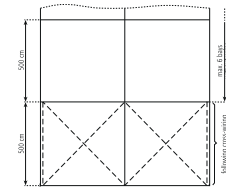
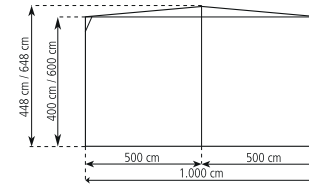


**TECHNICAL DATA**

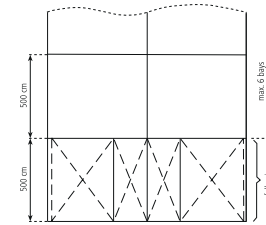
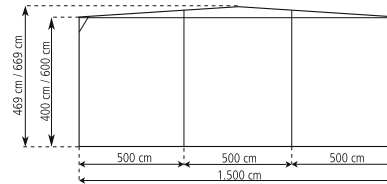
STANDARD VERSION

	1.000 cm	1.500 cm	2.000 cm	2.500 cm	3.000 cm
Span	1.000 cm	1.500 cm	2.000 cm	2.500 cm	3.000 cm
Side height	400/600 cm	400/600 cm	400/600 cm	400/600 cm	400/600 cm
Ridge height	448/648 cm	469/669 cm	494/694 cm	515/715 cm	534/734 cm
Roof pitch	5°	5°	5°	5°	5°
Bay distance / grid	500 cm	500 cm	500 cm	500 cm	500 cm
Main profile	250 x 120 x 5/4 mm	250 x 120 x 5/4 mm	285 x 124 x 7,5/5,2 mm	285 x 124 x 7,5/5,2 mm	285 x 124 x 7,5/5,2 mm
Gable uprights	1	2	3	4	5
Max. wind speed according to EN	130 km/h				
Floor	<ul style="list-style-type: none"> <li>· Wood floor with timber or steel-aluminum substructure</li> <li>· Cassette floor</li> <li>· Heavy-duty floor</li> </ul>				
Tarpaulin	RÖDER No. 1, PVDF coated tarpaulin, according to DIN 18204				

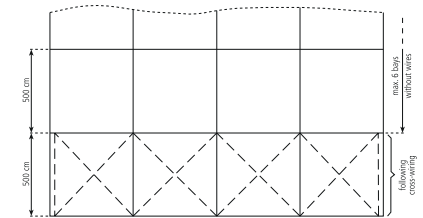
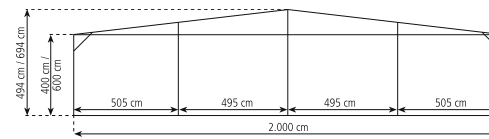
**SOLUTION CLASSIC 1.000/400/448 & 1.000/600/648**



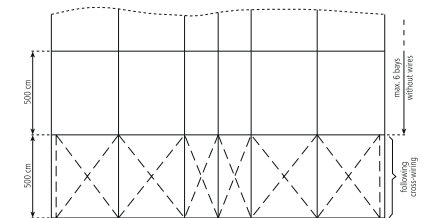
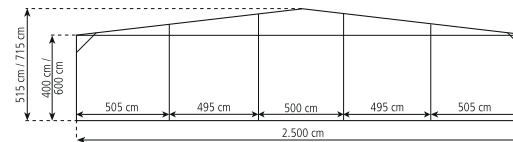
**SOLUTION CLASSIC 1.500/400/469 & 1.500/600/669**



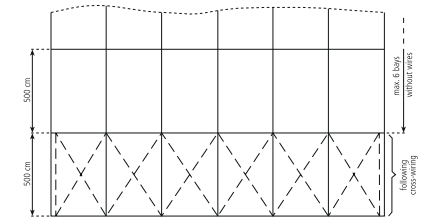
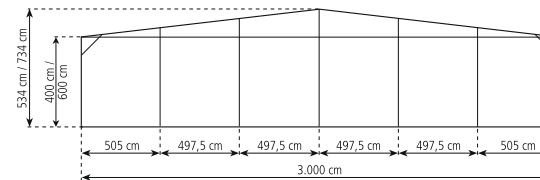
**SOLUTION CLASSIC 2.000/400/494 & 2.000/600/694**



**SOLUTION CLASSIC 2.500/400/515 & 2.500/600/715**



**SOLUTION CLASSIC 3.000/400/534 & 3.000/600/734**



**QUESTIONS AND COMMENTS**

We have summarized the most important data and dimensions of our standard constructions for you. All information is without guarantee. No liability is assumed for printing and spelling errors. We would be happy to advise you personally about the optimal construction for your needs. Your Röder team is at your disposal to answer any questions you may have about intermediates, special features, conversions and other technical data.





**SOLUTION CLASSIC XL 3.000 CM**

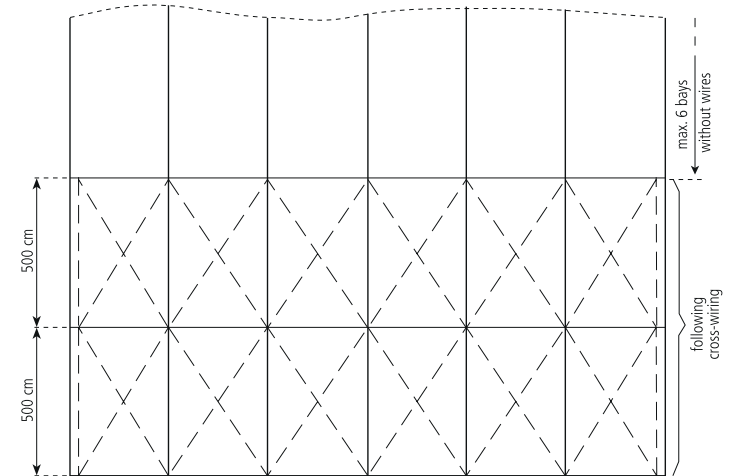
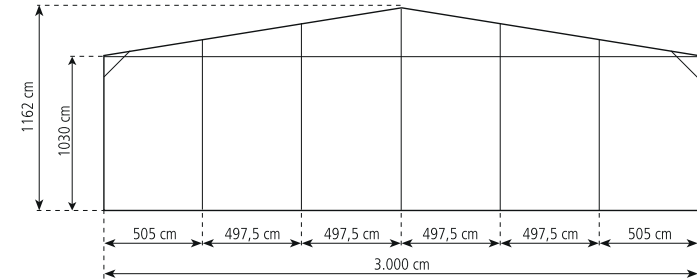


**TECHNICAL DATA**

STANDARD VERSION

Span	3.000 cm
Side height	1.030 cm
Ridge height	1.162 cm
Roof pitch	5°
Bay distance / grid	500 cm
Main profile	355 x 124 x 6/12,5 mm
Gable uprights	5
Max. wind speed according to EN	130 km/h
Floor	<ul style="list-style-type: none"> <li>· Wood floor with timber or steel-aluminum substructure</li> <li>· Cassette floor</li> <li>· Heavy-duty floor</li> </ul>
Tarpaulin	RÖDER No. 1, PVDF coated tarpaulin, according to DIN 18204

**SOLUTION CLASSIC XL 3.000/1.030/1.162**



**QUESTIONS AND COMMENTS**

We have summarized the most important data and dimensions of our standard constructions for you. All information is without guarantee. No liability is assumed for printing and spelling errors. We would be happy to advise you personally about the optimal construction for your needs. Your Röder team is at your disposal to answer any questions you may have about intermediates, special features, conversions and other technical data.